

First, remove the grab handle which is secured by two 10mm hex-head bolts.



Then remove the latch lever surround by holding the lever open and then unscrewing the PZ screw underneath, then slide towards the front of the car and away.




Now prise away the door card, starting at the bottom and working around the card until it is free (you'll probably snap some of the studs off but don't worry about it too much - mine only has 4 holding it on!)






Lift the door card up and over the lock pin then disconnect the window switch. At this stage (depending on whos been in the door before you) you may have a plastic membrane stuck to the door which needs removing - or just cutting off if you're a rough get like me!



Now you can see the linkages to the latch but they're not that easily accessible, so remove the two large PZ screws on the rear edge of the door and the 10mm hex head bolt on the face. (don't loose the spacer from the bolt, inside door skin)





Now the latch mechanism is free you can get to the linkages a bit easier, start by removing the top front linkage, simply lift the clip over the rod then pull the clip off and keep it safe and push the rod back through the hole.




Unscrew the latch lever and unhook the linkage from it





Then remove the fiddlely little linkage to the outer handle, this uses the same attachment as the first linkage. be careful not to spin the rod as it has a thread on the latch end for adjustment...





Now you can pull the latch out of the door, here's my broken spring and the two holes where it should be fitted are marked




Remove the damaged spring, then fit the new one into the round hole first




Then using a small screwdriver prise the free end of the spring into the triangular hole - the spring will sit with the round part facing downwards inbetween the two plates and will create a positive click between open and closed positions. Test before reinstallation





Slot the latch back into the door and reattach the outer handle linkage, refit the inner handle and the final linkage from the lock pin



Then align the latch and loosely refit the two PZ screws to the rear





Then fit the bolt from the side of the latch, don't forget the spacer!



Test the operation of the latch and tighten up all the screws/bolts then you can rebuild the door card